

DZR Brass Double Check Valve - FxF BSPP

NRV1



Features and Benefits

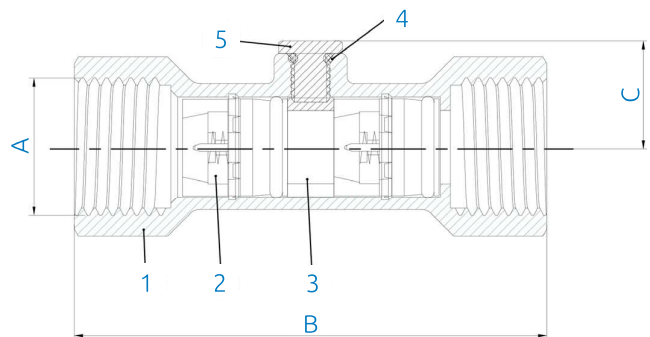
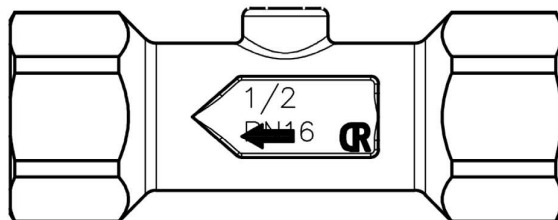
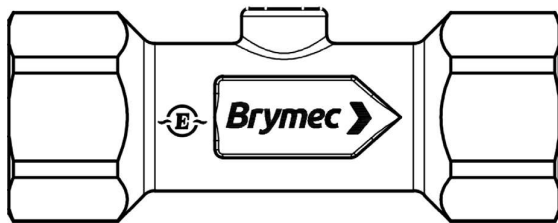
- Double check valves when fitted stop the flow of water in one direction preventing back flow
- DZR Brass body with BSP female connections
- Eliminates syphonage contamination
- Space saving over 2 single check valves

Applicable Standards

- BSP parallel ISO 228/1 connections
- WRAS approved
- Contamination risk protection category 3

Technical Data

- Fields of applications: water
- Maximum working pressure: PN16
- Maximum working temperature: 90°C



Product Codes & Dimensions

STOCK NO	DN	A	B	C
36366	1/2"	G 1/2	71	16.5
36367	3/4"	G 3/4	83	19
36368	1"	G 1	98	22
36369	1 1/4"	G 1 1/4	118	25
36370	1 1/2"	G 1 1/2	134	29
36371	2"	G 2	173	34

Material Specifications

ITEM	PARTS	MATERIAL	QTY	OTHER
1	Body	CW602N	1	DZR Brass
2	Non Return Core	POM	2	-
3	Baffle Ring	H62	1	-
4	O-ring	NBR	1	-
5	Screw	HPb59-T	1	NP/Brass